BOR CARBIDE

BOR CARBIDE
Special Inserts

Code key of heavy milling inserts

L	N	E	H	15
①	②	③	④	⑤

① Insert shape						
C	F	G	L	S	X	Others Z

② Clearance angle major			
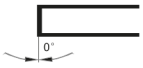 N	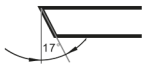 Q	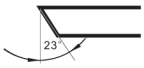 T	Others O

③ Tolerance class		
C: ± 0.013 ± 0.025	E: ± 0.025	R: Blank

④ Clamping form					
B	D	F	H	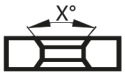 V	Others (Special requirements such as different clamping forms or hole diameter) X
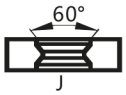 J	L	N	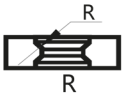 R	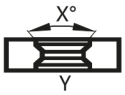 Y	
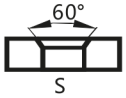 S	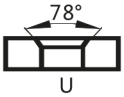 U	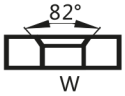 W	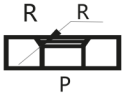 P	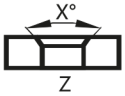 Z	

⑤ Length
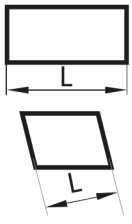 Integer of length

Heavy milling inserts

Working condition: ● Stable ◕ Average ⌗ Tough

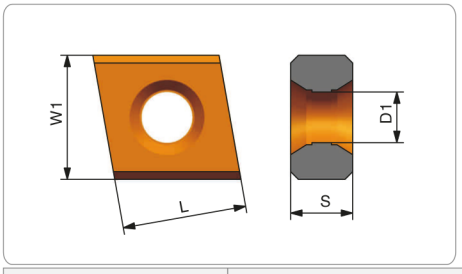

Workpiece material													
P Steel	⌗	⌗	●	●	◕	◕	⌗	◕	⌗	⌗	⌗		
M Stainless steel			●	●	◕	◕	⌗	◕		⌗	⌗		
K Cast iron	⌗	⌗	●	●	◕	◕	⌗						
N Non-ferrous metal												◕	
S Heat resistant super alloys Titanium alloy													

Insert shape	Type	Dimension (mm) L	W1	S	D1	CVD		PVD								Cemented carbide	Cermet
	CNEF121206-405	12.7	12.70	6.35	5.4		☆							★			
	CNEF121206-408	12.7	12.70	6.35	5.4		☆							★			
	CNEL161406-408	16.3	14.29	6.35	5.4		☆							★			

★ Recommended grade ☆ Available grade

Working condition: ● Stable ◕ Average ⌗ Tough

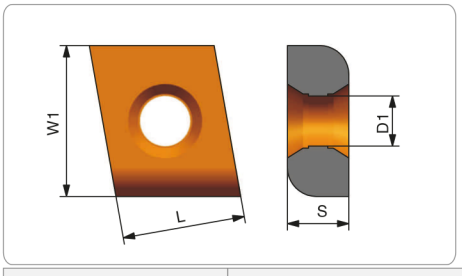

Workpiece material													
P Steel	⌗	⌗	●	●	◕	◕	⌗	◕	⌗	⌗	⌗		
M Stainless steel			●	●	◕	◕	⌗	◕		⌗	⌗		
K Cast iron	⌗	⌗	●	●	◕	◕	⌗						
N Non-ferrous metal												◕	
S Heat resistant super alloys Titanium alloy													

Insert shape	Type	Dimension (mm) L	W1	S	D1	CVD		PVD								Cemented carbide	Cermet
	CNEF161406-2R30	16.3	14.29	6.35	5.4		☆							★			
	CNEF161406-2R50	16.3	14.29	6.35	5.4		☆							★			

★ Recommended grade ☆ Available grade

Heavy milling inserts

Working condition: ● Stable ◕ Average ⌗ Tough

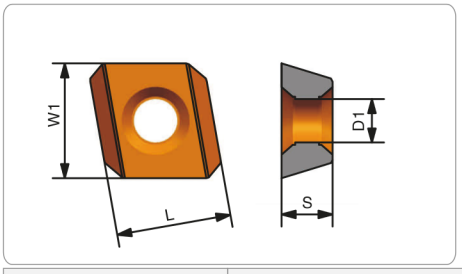

Workpiece material												
P Steel	⌗	⌗	●	●	◕	◕	⌗	◕	⌗	⌗	⌗		
M Stainless steel			●	●	◕	◕	⌗	◕		⌗	⌗		
K Cast iron	⌗	⌗	●	●	◕	◕	⌗						
N Non-ferrous metal												◕	
S Heat resistant super alloys Titanium alloy													

Insert shape	Type	Dimension (mm)				CVD		PVD									Cemented carbide	Cermet
		L	W1	S	D1													
	CQEH141406--R02R	14.29	14.29	6.35	5.4		☆							★				
	CQER11A11A04-R01R	11.10	11.10	4.76	5.4		☆							★				

★ Recommended grade ☆ Available grade

Working condition: ● Stable ◕ Average ⌗ Tough

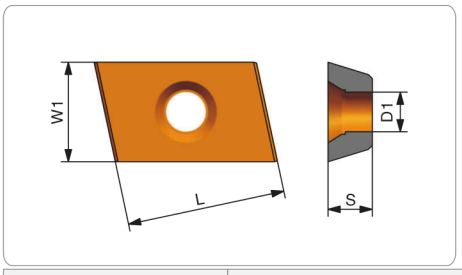

Workpiece material												
P Steel	⌗	⌗	●	●	◕	◕	⌗	◕	⌗	⌗	⌗		
M Stainless steel			●	●	◕	◕	⌗	◕		⌗	⌗		
K Cast iron	⌗	⌗	●	●	◕	◕	⌗						
N Non-ferrous metal												◕	
S Heat resistant super alloys Titanium alloy													

Insert shape	Type	Dimension (mm)				CVD		PVD									Cemented carbide	Cermet
		L	W1	S	D1													
	FQES190906-2R30R	19.05	9.525	6.35	4.4		☆							★				
	FQES190906-2R40R	19.05	9.525	6.35	4.4		☆							★				
	FQES190906-2R45R	19.05	9.525	6.35	4.4		☆							★				
	FQES190906-2R50R	19.05	9.525	6.35	4.4		☆							★				

★ Recommended grade ☆ Available grade

Heavy milling inserts

Working condition: ● Stable ◕ Average ⌗ Tough

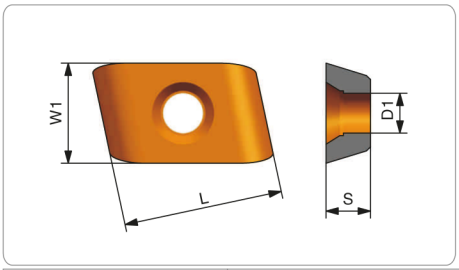

Workpiece material													
P Steel	⌗	⌗	●	●	◕	◕	⌗	◕	⌗	⌗	⌗		
M Stainless steel			●	●	◕	◕	⌗	◕		⌗	⌗		
K Cast iron	⌗	⌗	●	●	◕	◕	⌗						
N Non-ferrous metal												◕	
S Heat resistant super alloys Titanium alloy													

Insert shape	Type	Dimension (mm)				CVD		PVD									Cemented carbide	Cermet
		L	W1	S	D1													
	FQES190906-4RXR	19.05	9.525	6.35	4.4		☆							★				

★ Recommended grade ☆ Available grade

Working condition: ● Stable ◕ Average ⌗ Tough

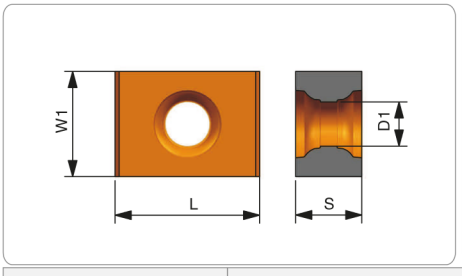

Workpiece material													
P Steel	⌗	⌗	●	●	◕	◕	⌗	◕	⌗	⌗	⌗		
M Stainless steel			●	●	◕	◕	⌗	◕		⌗	⌗		
K Cast iron	⌗	⌗	●	●	◕	◕	⌗						
N Non-ferrous metal												◕	
S Heat resistant super alloys Titanium alloy													

Insert shape	Type	Dimension (mm)				CVD		PVD									Cemented carbide	Cermet
		L	W1	S	D1													
	LNED150906-408	15.875	9.525	6.35	4.4		☆							★				
	LNER151207-404	15.875	12.70	7.94	5.5		☆							★				
	LNER151208B-408	15.875	12.70	7.82	5.5		☆							★				
	LNER151207-400	15.875	12.70	7.94	5.5		☆							★				
	LNER151207-408	15.875	12.70	7.94	5.5		☆							★				
	LNEF191206-405	19.05	12.70	7.94	5.4		☆							★				
	LNEL191207-400	19.05	12.70	7.94	5.4		☆							★				
	LNEL191406-402	19.05	14.29	6.35	5.4		☆							★				
	LNER191406-400	19.05	14.29	6.35	5.4		☆							★				
	LNER191406-405	19.05	14.29	6.35	5.4		☆							★				
	LNER191406-408	19.05	14.29	6.35	5.5		☆							★				
	LNER191406-410	19.05	14.29	6.35	5.4		☆							★				
	LNER191407A-406	19.05	14.29	7.05	5.4		☆							★				

★ Recommended grade ☆ Available grade

Heavy milling inserts

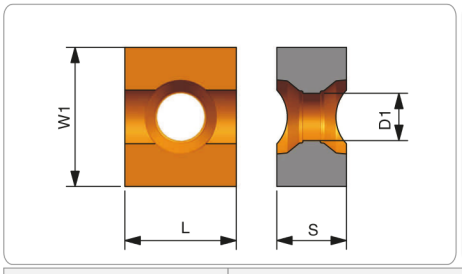

Working condition: ● Stable ◕ Average ⌗ Tough

Workpiece material													
P Steel	⌗	⌗	●	●	◕	◕	⌗	◕	⌗	⌗	⌗		
M Stainless steel			●	●	◕	◕	⌗	◕		⌗	⌗		
K Cast iron	⌗	⌗	●	●	◕	◕	⌗						
N Non-ferrous metal												◕	
S Heat resistant super alloys Titanium alloy													

Insert shape	Type	Dimension (mm)				CVD		PVD									Cemented carbide	Cermet
		L	W1	S	D1													
	LNEN151207–2NR100	15.875	12.70	7.94	5.4		☆							★				
	LNEN151207–2NR130	15.875	12.70	7.94	5.4		☆							★				
	LNEN151207–2NR140	15.875	12.70	7.94	5.4		☆							★				
	LNEN151207–2NR190	15.875	12.70	7.94	5.4		☆							★				

★ Recommended grade ☆ Available grade

Heavy milling inserts

Working condition: ● Stable ◕ Average ⌗ Tough

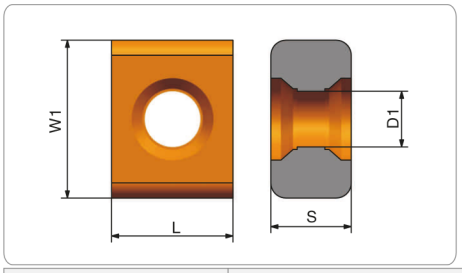

Workpiece material													
P Steel	⌗	⌗	●	●	◕	◕	⌗	◕	⌗	⌗	⌗		
M Stainless steel			●	●	◕	◕	⌗	◕		⌗	⌗		
K Cast iron	⌗	⌗	●	●	◕	◕	⌗						
N Non-ferrous metal												◕	
S Heat resistant super alloys Titanium alloy													

Insert shape	Type	Dimension (mm)				CVD		PVD									Cemented carbide	Cermet
		L	W1	S	D1													
	LNER151206-4R10	15.875	12.70	6.35	5.4		☆							★				
	LNER151206B-4R20	15.875	12.70	6.94	5.4		☆							★				
	LNER151207-4R10	15.875	12.70	7.94	5.5		☆							★				
	LNER151207-4R20	15.875	12.70	7.94	5.5		☆							★				
	LNER191406-4R02	19.05	14.29	6.35	5.4		☆							★				
	LNER191406-4R12	19.05	14.29	6.35	5.4		☆							★				
	LNER191406-4R20	19.05	14.29	6.35	5.4		☆							★				
	LNER191406-4R24	19.05	14.29	6.35	5.4		☆							★				

★ Recommended grade ☆ Available grade

Working condition: ● Stable ◕ Average ⌗ Tough

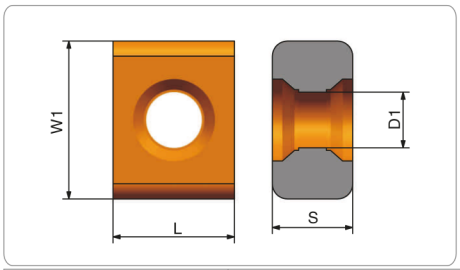

Workpiece material													
P Steel	⌗	⌗	●	●	◕	◕	⌗	◕	⌗	⌗	⌗		
M Stainless steel			●	●	◕	◕	⌗	◕		⌗	⌗		
K Cast iron	⌗	⌗	●	●	◕	◕	⌗						
N Non-ferrous metal												◕	
S Heat resistant super alloys Titanium alloy													

Insert shape	Type	Dimension (mm)				CVD		PVD									Cemented carbide	Cermet
		L	W1	S	D1													
	LNER151206-4R30	15.875	12.70	6.35	5.4		☆							★				
	LNER151206-4R40	15.875	12.70	6.35	5.4		☆							★				
	LNER151206-4R50	15.875	12.70	6.35	5.4		☆							★				
	LNER151206-4R55	15.875	12.70	6.35	5.4		☆							★				
	LNER151206-4R65	15.875	12.70	6.35	5.4		☆							★				
	LNER151207-4R40	15.875	12.70	7.94	5.4		☆							★				
	LNER151207-4R50	15.875	12.70	7.94	5.4		☆							★				

★ Recommended grade ☆ Available grade

Heavy milling inserts

Working condition: ● Stable ◕ Average ⌗ Tough

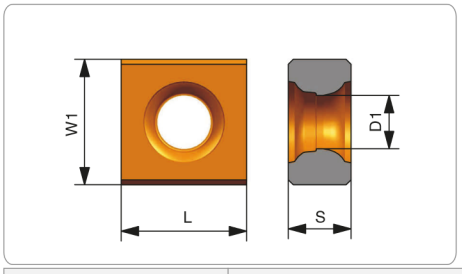

Workpiece material												
P Steel	⌗	⌗	●	●	◕	◕	⌗	◕	⌗	⌗	⌗		
M Stainless steel			●	●	◕	◕	⌗	◕		⌗	⌗		
K Cast iron	⌗	⌗	●	●	◕	◕	⌗						
N Non-ferrous metal												◕	
S Heat resistant super alloys Titanium alloy													

Insert shape	Type	Dimension (mm)				CVD		PVD								Cemented carbide	Cermet
		L	W1	S	D1												
	SNED121206–408	12.70	12.70	6.35	5.5		☆							★			
	SNEN151507–400	15.875	15.875	7.94	5.4		☆							★			
	SNEN151507–408	15.875	15.875	7.94	5.4		☆							★			
	SNER151507–405	15.875	15.875	7.94	5.4		☆							★			

★ Recommended grade ☆ Available grade

Working condition: ● Stable ◕ Average ⌗ Tough

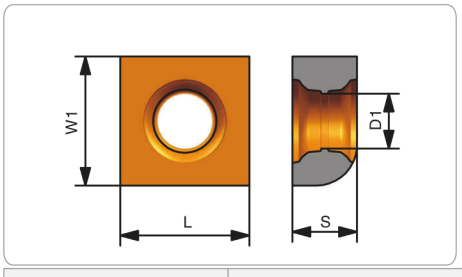

Workpiece material												
P Steel	⌗	⌗	●	●	◕	◕	⌗	◕	⌗	⌗	⌗		
M Stainless steel			●	●	◕	◕	⌗	◕		⌗	⌗		
K Cast iron	⌗	⌗	●	●	◕	◕	⌗						
N Non-ferrous metal												◕	
S Heat resistant super alloys Titanium alloy													

Insert shape	Type	Dimension (mm)				CVD		PVD								Cemented carbide	Cermet
		L	W1	S	D1												
	SNER151507–1R70	15.875	15.875	7.94	5.4		☆							★			

★ Recommended grade ☆ Available grade

Heavy milling inserts

Working condition: ● Stable ◕ Average ⌗ Tough

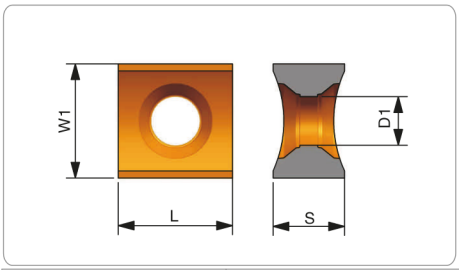

Workpiece material													
P Steel	⌗	⌗	●	●	◕	◕	⌗	◕	⌗	⌗	⌗		
M Stainless steel			●	●	◕	◕	⌗	◕		⌗	⌗		
K Cast iron	⌗	⌗	●	●	◕	◕	⌗						
N Non-ferrous metal												◕	
S Heat resistant super alloys Titanium alloy													

Insert shape	Type	Dimension (mm) L	W1	S	D1	CVD		PVD									Cemented carbide	Cermet
	SNER121207–2NR80	12.70	12.70	7.94	5.4		☆							★				

★ Recommended grade ☆ Available grade

Working condition: ● Stable ◕ Average ⌗ Tough

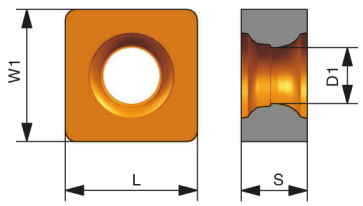

Workpiece material													
P Steel	⌗	⌗	●	●	◕	◕	⌗	◕	⌗	⌗	⌗		
M Stainless steel			●	●	◕	◕	⌗	◕		⌗	⌗		
K Cast iron	⌗	⌗	●	●	◕	◕	⌗						
N Non-ferrous metal												◕	
S Heat resistant super alloys Titanium alloy													

Insert shape	Type	Dimension (mm) L	W1	S	D1	CVD		PVD									Cemented carbide	Cermet
	SNED121206–S4R02	12.70	12.70	6.35	5.5		☆							★				
	SNED121206–S4R08	12.70	12.70	6.35	5.5		☆							★				
	SNEY090904–S4R04	9.525	9.525	4.76	4.4		☆							★				

★ Recommended grade ☆ Available grade

Heavy milling inserts

Working condition: ● Stable ◕ Average ⌗ Tough

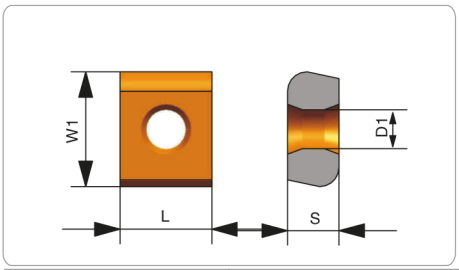

Workpiece material													
P	Steel	⌗	⌗	●	●	◕	◕	⌗	◕	⌗	⌗	⌗		
M	Stainless steel			●	●	◕	◕	⌗	◕		⌗	⌗		
K	Cast iron	⌗	⌗	●	●	◕	◕	⌗						
N	Non-ferrous metal												◕	
S	Heat resistant super alloys Titanium alloy													

Insert shape	Type	Dimension (mm)				CVD		PVD									Cemented carbide	Cermet
		L	W1	S	D1													
	ZNER12A1106-L2R15	12.00	11.50	6.35	4.4		☆							★				
	ZNER12B11C06-2R30	12.40	11.00	6.35	4.4		☆							★				
	ZNER13C11C06-2R30	13.75	11.00	6.35	4.4		☆							★				
	ZNER14A1206-2R25	14.20	12.70	6.35	4.4		☆							★				
	ZNER191408-2R50	19.05	14.29	8.50	5.4		☆							★				
	ZNEB151207B-2R40	15.875	12.70	7.14	5.4		☆							★				
	ZNEN151207-2R45	15.875	12.70	7.94	5.4		☆							★				
	ZNEN151208B-2R45	15.875	12.70	8.14	5.4		☆							★				
	ZNEN16A1408-2R50	16.00	14.00	8.50	5.4		☆							★				
	ZNEN16A1408-2R55	16.00	14.00	8.50	5.4		☆							★				
	ZNEJ151206-2R35	15.875	12.70	6.35	4.4		☆							★				

★ Recommended grade ☆ Available grade

BOR CARBIDE

Yakuplu Mah. Hürriyet Bulvarı Skyport Residence
No: 1 Kat: 3 No: 64-65 Beylikdüzü / İstanbul

0850 309 14 72

0850 522 34 03

www.borcarbide.com